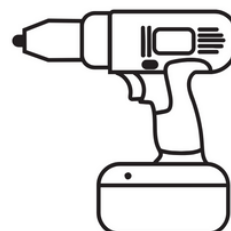
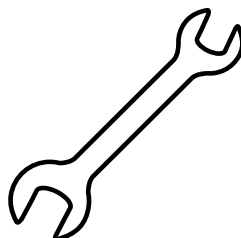


MECHANICAL LEGS

ASSEMBLY INSTRUCTIONS






**VIDEO
TUTORIAL**



PINIE Lubná, spol. s r.o.
CZ-270 36 Lubná 250
Czech Republic

Tel.: +420 313 101 390
E-mail: info@pinie.cz
Web: www.pinie.cz





Part NO.	Part Name	Part NO.
1	Wood screws Ø 6x30 mm	12pcs
2	Washers Ø 6,4 mm	12pcs
3	Drill ø 4 mm	1pcs
4	Wrench 10mm/13 mm	1pcs

1.



2.



3.




4.



5.

5.



max. 30 depth

6.



max. 2 Nm

12x  6x30 mm 12x  ø 6,4 mm

7.





8

595574

105722

CODE: AIMechanik

PINIE

PINIE Lubná, spol. s r.o.

CZ-270 36 Lubná 250

Czech Republic

Tel.: +420 313 101 390

E-mail: info@pinie.cz

Web: www.pinie.cz